



Maharashtra Education Society's
ABASAHEB GARWARE COLLEGE
Karve Road, Pune 411004, Maharashtra State.

ANNUAL QUALITY ASSURANCE REPORT (AQAR)

FOR THE

ACADEMIC YEAR 2012-13

Submitted to:
National Accreditation and Assessment Council (NAAC)
P.O. Box No. 1075, Nagarbhavi, Bangaluru, 560072 India

The Annual Quality Assurance Report (AQAR) of the IQAC 2012-13

Part – A

1. Details of the Institution

1.1	Name of the Institution:	MES Abasaheb Garware College
-----	--------------------------	------------------------------

1.2	Address	Karve Road.
	City / Town	Pune
	State	Maharashtra
	Pin Code	411004
	Institutional email address	agccomp@eth.net
	Contact Nos.	020-41038201; 020-41038200
	Name of the Head of the Institution	Dr. Shrikant G. Gupta
	Te. No. With STD Code	020-41038201
	Mobile	91-9881300984
	Name of the IQAC Coordinator	Dr. B. D. Bhole.
	Mobile	9970302467
	IQAC email address	agciqac@gmail.com

1.3	NAAC Track ID (For ex. MHCOGN 18879)	
-----	--------------------------------------	--

1.4	Website address:	www.mesgarwarecollege.org
	Web-link of the AQAR:	http://www.mesgarwarecollege.org/IQAC/AQAR201213.pdf

1.5	Accreditation Details:				
Sr. No.	Cycle	Grade	CGPA	Year of Accreditation	Validity Period
1	1 st Cycle	B+	-	2004	2004-10
2	2 nd Cycle	A	3.15	2010	2010-15

1.6	Date of Establishment of IQAC:	01 / 06 / 2002
-----	--------------------------------	----------------

1.7	AQAR for the year:	2012-13
-----	--------------------	---------

1.8	Details of the previous year's AQAR submitted to NAAC after the latest Assessment and Accreditation by NAAC:	
	i) AQAR 2010-11	18.11.2011
	ii) AQAR 2011-12	28.09.2012

1.9	Institutional Status
-----	----------------------

University State ☒ Central ☐ Deemed ☐ Private ☐

Affiliated College Yes ☒ No ☐

Constituent College Yes ☒ No ☐

Autonomous College of UGC Yes ☐ No ☒

Regulatory Agency approved Institution Yes ☐ No ☒

Type of Institution Co-education ☒ Men ☐ Women ☐

 Urban ☒ Rural ☐ Tribal ☐

Financial Status Grant-in-aid ☐ UGC 2(f) ☒ UGC 12B ☒

 Grant-in-aid + Self-financing ☒ Totally self-financing ☐

1.10	Type of Faculty / Program
------	---------------------------

Arts ☒ Science ☒ Commerce ☐ Law ☐ PEI (Phy.Edu.) ☐

TEI (Edu) ☐ Engineering ☐ Health Science ☐ Management ☐

Others ☐

1.11	Name of the Affiliating University	University of Pune, Pune.
------	------------------------------------	---------------------------

1.12	Special status conferred by Central/ State Government: UGC/CSIR/DST/DBT/ICMR etc
------	---

Autonomy by State/Central Govt. / University ☐

University with Potential for Excellence ☐

UGC-CPE ☐

DST Star Scheme ☐

UGC-CE ☐

UGC-Special Assistance Programme ☐

DST-FIST ☒

UGC-Innovative PG programmes ☐

Any other (specify) ☐

UGC-COP Programmes ☐

2. IQAC Composition and Activities:

2.1	Number of teachers	6
2.2	Number of Administrative / Technical staff	6
2.3	Number of students	0
2.4	Number of Management representatives	2
2.5	Number of Alumni	0
2.6	Number of any other stakeholder and community representatives	1
2.7	Number of Employers / Industrialists	0
2.8	Number of External Experts	1
2.9	Total Number of Members	16
2.10	Number of IQAC meetings held	3
2.11	Number of meetings with various stakeholders	1

Faculty ☒

Non-Teaching Staff ☐

Students ☐

Alumni ☐

Any others ☐

2.12	Has IQAC received any funding from UGC during the year?	Yes <input type="checkbox"/>	No <input checked="" type="checkbox"/>
------	---	------------------------------	--

If yes, mention the amount.

-

2.13 Seminars and Conferences (only quality related)

(i) No. of Seminars/Conferences/ Workshops / Symposia organized by the IQAC:

Total Number	<input type="text"/>	International	<input type="text"/>	National	<input type="text"/>	State	<input type="text"/>	Institution Level	<input type="text" value="2"/>
--------------	----------------------	---------------	----------------------	----------	----------------------	-------	----------------------	-------------------	--------------------------------

(ii) Themes:

1. Faculty Development Program (for newly appointed staff).
2. Credit & Semester System for Postgraduate Courses.

2.14 Significant Activities and contributions made by IQAC

1. The IQAC continued with its activities.
2. The IQAC was the first to initiate discussions and implementation of the Choice Based Credit System.

2.15 Plan of Action by IQAC/Outcome

The plan of action chalked out by the IQAC in the beginning of the year towards quality enhancement and the outcome achieved by the end of the year *

Plan of Action	Achievements
<ul style="list-style-type: none"> • To hold Workshops for Quality Enrichment for Teachers. • To activate and mobilize the TD-IQACs • To compile the research output of the college and publish it as <i>R'Search@AGC</i> • To review the NAAC SSR (new format published August 2012) 	<ul style="list-style-type: none"> • Two workshops were held successfully. • The TD-IQACs functioned smoothly. • The <i>R'Search@AGC</i> (2011-12) was published successfully. • The NAAC SSR was studied thoroughly by the Coordinator. He was invited to speak on the new aspects / changes made.

*** Academic Calendar of the year attached as Annexure 1.**

2.16	Whether the AQAR was placed in statutory body	Yes	✓	No	
------	---	-----	---	----	--

Management	✓	Syndicate		Any other Body	
------------	---	-----------	--	----------------	--

Provide the details of the action taken

- The AQAR (2012-13) was prepared with the help of the AQAR Committee of the College.
- The compiled AQAR was discussed at the IQAC Meeting.
- A draft copy of the AQAR was sent to the Local Management Committee (LMC) for reference and approval.
- The AQAR was then posted on the college website, printed and submitted to NAAC.

Part – B

Criterion – I

1. Curricular Aspects

1.1 Details about Academic Programmes

Level of the Programme	Number of existing Programmes	Number of programmes added during the year	Number of self-financing programmes	Number of value added / Career Oriented programmes
Ph.D.	6	0	0	0
PG	18	0	0	0
UG	21	0	0	0
PG Diploma	1	0	0	0
Advanced Diploma	0	0	0	0
Diploma	0	0	0	0
Certificate	2	0	0	0
Others	1	0	0	0
Total	49	0	0	0

Interdisciplinary	2	0	0	0
Innovative	0	0	0	0

UG Arts	11
UG Science	10
PG Arts	9
PG Science	9
M.Phil. Arts	1
M.Phil. Science	0
Ph.D. Arts	2
Ph.D. Science	4
PGDFT	1
Certificate courses	2
Total	49

1.2

- (i) Flexibility of the Curriculum: CBCS & Core
(ii) Pattern of programmes:

Pattern	Number of programmes
Semester	28
Trimester	00
Annual	11

1.3

Feedback from stakeholders*

Alumni ☐ Parents ☐ Employers ☐ Students ☒

Mode of feedback: Online ☐ Manual ☒

* . **Analysis of feedback (2012-2013) – Annexure 2**

Summary of Feedback on teachers

Grade	Score	Number of teachers	% of teachers
Excellent	90-100	33	82.50
Good	70-89.99	06	15.00
Average	50-69.99	01	2.50
Total		40	100

1.4

Whether there is any revision/update of regulation or syllabi, if yes, mention their salient aspects.

- Syllabus for UG classes has been updated for First Year for all subjects (as per directives of the University of Pune).
- The PG courses have introduced the Credit & Semester System (CSS) at all PG centres for all subjects.

1.5

Any new Department/Centre introduced during the year. If yes, give details

M.A. English from 2012-13. Univ. Letter No. CA/3354 dated 27.08.2011.
Ph.D. Physics Research Centre. Univ. Letter No. CA/1700 dated 24.09.2012.
F.Y.B.A. 'D' Division (Additional Division). Univ. Letter No. CA/1650 dated 02.05.2012.

Criterion – II: Teaching, Learning and Evaluation

2.1	Permanent Faculty:	Total	Assistant Professors	Associate Professors	Professors	Others
		140	94	45	1	0

2.2	Number of Permanent Faculty with Ph.D.	61
-----	--	----

2.3	Number of Faculty Positions Recruited (R) and Vacant (V) during the year	Assistant Professors		Associate Professors		Professors		Others		Total	
		R	V	R	V	R	V	R	V	R	V
		47	20	40	0	1	0	0	0	88	20

2.4	Number of Guest, Visiting and Temporary Faculty	17	39	07
-----	---	----	----	----

2.5 Faculty participation in conferences and symposia:

Number of Faculty	International level	National level	State level
Attended Seminars/	6	50	25
Presented papers	28	58	5
Resource Persons	3	14	8

2.6 Innovative processes adopted by the institution in Teaching and Learning:

- Postgraduate teachers of some departments are compiling e-content for their subjects / topics, especially at the PG level, where the Credit and Semester System has been introduced since this year.

2.7	Total Number of actual teaching days during this academic year (Check 2012-13 Muster)	230
-----	--	-----

2.8 Examination/ Evaluation Reforms initiated by the Institution (e.g. Open Book Examination, Bar Coding, Double Valuation, Photocopy, Online MCQs)

- Open Book Tests.

2.9	Number of faculty members involved in curriculum restructuring/revision/syllabus development as member of Board of Study/Faculty/Curriculum Development workshop (There is a list somewhere)	9	8	11
-----	---	---	---	----

2.10	Average percentage of attendance of students	70%
------	--	-----

2.11	Course / Program wise distribution of pass percentage:
------	--

Title of the Program	Course	Total number of students appeared	Division			
			Distinction Nos. (%)	1st Class Nos. (%)	2nd Class Nos. (%)	Pass
UNDERGRADUATE PROGRAMS (ARTS FACULTY)						
B.A. Economics	UG	24	1 (4)	4 (16)	8 (33)	2 (8)
B.A. English	UG	26	0 (0)	10 (38)	7 (30)	1 (4)
B.A. Geography	UG	18	3 (17)	9 (50)	1 (5)	1 (5)
B.A. Hindi	UG	22	1 (4)	1 (4)	3 (13)	1 (4)
B.A. History	UG	33	0 (0)	10 (30)	10 (30)	2 (6)
B.A. Marathi	UG	10	2 (20)	0 (0)	4 (40)	0 (0)
B.A. Political Science	UG	37	0 (0)	15 (40)	7 (19)	0 (0)
B.A. Psychology	UG					
B.A. Sociology	UG	40	0 (0)	5 (12)	7 (17)	2 (5)
POSTGRADUATE PROGRAMS (ARTS FACULTY)						
M.A. Economics	PG	38	5 (13)	14 (37)	11 (29)	1 (3)
M.A. Hindi	PG	34	0 (0)	7 (20)	8 (23)	6 (18)
M.A. History	PG	49	1 (2)	30 (61)	10 (20)	0 (0)
M.A. Journalism	PG	16	0 (0)	8 (50)	6 (37)	2 (12)
M.A. Marathi	PG	11	2 (18)	2 (18)	6 (54)	0 (0)
M.A. Political Science	PG	61	0 (0)	38 (62)	16 (26)	0 (0)
M.A. Psychology	PG	8	0 (0)	5 (62)	2 (25)	1 (12)

			Division			
Program	Course	Total number of students appeared	Distinction Nos. (%)	1st Class Nos. (%)	2nd Class Nos. (%)	Pass Nos. (%)
UNDERGRADUATE PROGRAMS (SCIENCE FACULTY)						
B.Sc. Biotechnology	UG	37	3 (8)	18 (49)	12 (32)	2 (5)
B.Sc. Botany	UG	12	4 (33)	6 (50)	1 (8)	0 (0)
B.Sc. Chemistry	UG	36	2 (5)	13 (36)	14 (39)	6 (17)
B.Sc. Computer Science	UG	69	8 (12)	15 (22)	17 (25)	4 (6)
B.Sc. Electronics	UG	15	0 (0)	4 (27)	5 (33)	0 (0)
B.Sc. Ind. Chemistry	UG	14	1 (7)	7 (5)	4 (28)	0 (0)
B.Sc. Ind. Microbiology	UG	27	6 (22)	10 (37)	10 (37)	0 (0)
B.Sc. Mathematics	UG	35	9 (26)	10 (28)	2 (6)	0 (0)
B.Sc. Microbiology	UG	38	10 (26)	10 (26)	14 (37)	1 (3)
B.Sc. Physics	UG	56	13 (23)	23 (41)	11 (20)	0 (0)
B.Sc. Statistics	UG	12	2 (17)	8 (67)	0 (0)	0 (0)
B.Sc. Zoology	UG	22	6 (27)	12 (54)	1 (4)	0 (0)
POSTGRADUATE PROGRAMS (SCIENCE FACULTY)						
B. Lib.	PG	21	3 (14)	4 (19)	2 (9)	0 (0)
M.Lib	PG	24	1 (4)	10 (42)	2 (8)	0 (0)
M.Sc. Biodiversity	PG	11	2 (18)	4 (36)	3 (27)	0 (0)
M.Sc. Biotechnology	PG	24	3 (12)	17 (71)	2 (8)	0 (0)
M.Sc. Chemistry (Analytical)	PG	16	0 (0)	4 (25)	5 (31)	0 (0)
M.Sc. Chemistry (Organic)	PG	23	0 (0)	10 (43)	2 (9)	0 (0)
M.Sc. Computer Application	PG	28	4 (14)	15 (53)	6 (21)	1 (3)
M.Sc. Computer Science	PG	66	7 (11)	23 (35)	25 (38)	2 (3)
M.Sc. Electronics	PG	25	0 (0)	16 (64)	6 (24)	0 (0)
M.Sc. Microbiology	PG	24	0 (0)	6 (25)	10 (42)	0 (0)
M.Sc. Physics	PG	27	6 (22)	18 (67)	1 (4)	0 (0)

2.12 How does IQAC Contribute/Monitor/Evaluate the Teaching & Learning processes:

- The teaching-learning process in the college is monitored by the Heads of Departments. The IQAC monitors the different committees formed to execute matters such as Timetables, Examinations and Assessment schedules. These committees report directly to the Chairperson of the IQAC (Principal of the College). The IQAC Coordinator is usually present at all meetings concerning these issues.
- Examination results are compiled, evaluated and informed to the Principal at the end of the year. These are then communicated to the departmental heads and improvements / suggestions given accordingly.

2.13 Initiatives undertaken towards faculty development

Faculty / Staff Development Programs	Number of Faculty benefitted
Refresher courses	6
UGC – Faculty Improvement Program	0
HRD programmes	0
Orientation programmes	3
Faculty exchange programme	0
Staff training conducted by the university	0
Staff training conducted by other institutions	0
Summer / Winter schools, Workshops, etc.	0
Others	0

Course	Name of Teacher	Dates
Refresher	Mrs. Amita Naik	3.10.12 – 23.10.12
Refresher	Dr. Karuna Pardeshi	3.10.12 – 23.10.12
Refresher	Dr. SurindarKaur Sandhu	18.12.12 – 31.12.12
Refresher	Mr. Anil Khairnar	1.1.13 – 9.1.13
Refresher	Dr. Leena Chandorkar	3.1.13 – 23.1.13
Orientation	Mr. Nitin Ade	1.2.13 – 28.2.13
Orientation	Mr. Santosh Motegaonkar	27.2.13 -
Orientation	Mr. Avinash Shelar	1.2.13 – 28.2.13

2.14 Details of Administrative and Technical staff

Category	Number of permanent employees	Number of vacant positions	Number of permanent positions filled during the year	Number of positions filled temporarily
Administrative Staff	92	26	0	26
Technical Staff	0	0	0	0

Criterion – III: Research, Consultancy and Extension

3.1 Initiatives of the IQAC in Sensitizing/Promoting Research Climate in the institution

- Research has always been one of the strengths of the college.
- The Research Committee has been strengthened and active researchers included in this Committee.
- All research proposals are screened, approved and submitted to various funding agencies (UGC, BCUD of University of Pune, DST, ICMR and ISRO) for financial support.
- To consolidate the research output, the IQAC has decided to publish *R'Search@AGC*, in which all the research of the college will be presented in concise form.
- To supplement research facilities, laboratories have been upgraded to support research (Zoology). This feature has been taken up seriously and each year, one laboratory will be upgraded.
- DST-FIST and Public-Private-Partnership funding will be sought.
- Teachers will present their research on a common platform in the college.

3.2 Details regarding major projects:

	Completed	Ongoing
Number	1	5
Outlay in Rs. (Lakhs)	10.87	74.25

3.3 Details regarding minor projects:

(From matter sent to Bhagwat)

	Completed	Ongoing
Number	12	11
Outlay in Rs. (Lakhs)	22.22	21.44

3.4 Details of research publications:

	International	National	Others
Peer Review Journals	46	14	0
Non-Peer Review Journals	0	0	0
e-Journals	01	0	0
Conference proceedings	02	13	0

3.5 Details on Impact factor of publications:

Range Average h-index - Nos. In SCOPUS -

3.6 Research funds sanctioned and received from various funding agencies, industry and other organisations

Nature of the Project	Duration / Year	Name of Funding Agency	Total Grant sanctioned (Rs. In Lakhs)	Received Rs.
Major projects	2011-17	MoEF, ISRO, DST, UGC, ICMR	139.14	139.14
Minor Projects	2011-13	BCUD (UoP); UGC	28.55	28.55
Interdisciplinary Projects	2011-13	Forest Dept.; UGC	5.03	5.03
Industry sponsored	-	-	-	-
Projects sponsored by the University/ College	2011-13	BCUD (UoP)	8.4	8.4
Students research projects (other than compulsory by the University)	-	-	-	-
Any other(Specify)	-	-	-	-
Total			172.72	172.72

3.7 Number of Books published (i) With ISBN No. Chapters in Edited Books

(ii) Without ISBN No.

3.8 Number of University Departments receiving funds from: **Not applicable**

UGC-SAP

CAS

DST-FIST

DPE

DBT Star Scheme/Funds

3.9 Number of University Departments receiving funds from: **Not applicable**

Autonomy CPE DBT Star Scheme
INSPIRE CE Other

3.10 Revenue generated through consultancy

3.11 Number of Conferences organized by the Institution:

Level	International	National	State	University	College
Number	1	1	1	6	8
Sponsoring Agencies	MCC-DST	BCUD (UoP)	Janata Sahakari Bank, Pune	BCUD (UoP)	College

3.12 Number of faculty served as experts, chairpersons or resource persons

3.13 Number of collaborations International National Other

3.14 Number of linkages created during this year

3.15 Total budget for research for current year in Rs. (Lakhs):

From Funding Agencies From Management of College

Total

3.16 Number of Patents received this year : **Nil**

3.17 Number of research awards / recognitions received by faculty and research fellows of the institution in the year:

Total	International	National	State	University	District	College
5	1	4	1	-	-	-

3.18 Number of Faculty from the Institution:

Who are Ph.D. Guides 19

And students registered under them 13

3.19 Number of Ph.D. awarded by Faculty from the Institution

3.20 Number of research scholars receiving Fellowships (newly enrolled + Existing ones)

JRF 05 SRF 01 Project Fellows 01 Other 01

3.21 Number of students who participated in NSS events:

University Level 100 State Level -

National Level - International Level -

3.22 Number of students who participated in NCC events:

University Level 113 State Level 1

National Level 6 International Level -

3.23 Number of awards won in NSS:

University Level - State Level -

National Level - International Level -

3.24 Number of awards won in NCC:

University Level 1 State Level -

National Level - International Level -

3.25	Number of Extension activities organized:
------	---

University forum

College forum

NCC

NSS

Other

3.26	Major Activities during the year in the sphere of extension activities and Institutional Social Responsibility
------	--

- NCC tree plantation
- NSS Village development
- Ganapati police mitra
- River cleaning
- YRC (AIDS awareness rally)

Criterion – IV: Infrastructure and Learning Resources

4.1 Details of increase in infrastructure facilities:

Facilities	Existing	Newly created	Source of Funding	Total
Campus area	8 acres	0	Not applicable	8 acres
Class rooms	43	0	0	0
Laboratories	38	2	0	0
Seminar Halls	2	0	0	0
No. of important equipments purchased (≥ 1 -0 lakh) during the current year.	-	5	ICMR, ISRO-UoP	5
Value of the equipment purchased during the year (Rs. in Lakhs)	-	19.08	ICMR, ISRO-UoP	19.08
Others	-	-	-	-

4.2 Computerization of administration and library

- The administrative section of the college, including the office has strengthened the use of the *Vruddhi* software (management of the data regarding students, teachers, all Government Resolutions, roll calls, etc.) by making it available to the Heads of Departments and all office bearers.
- The Library is also making efficient use of its *SLIM* software for accession records and inventory.

4.3 Library services:

	Existing		Newly added		Total	
	Nos.	Value	Nos.	Value	Nos.	Value
Text Books	2146	7,92,833/-	114	18,814/-	2260	8,11,647/-
Reference Books	1388	37,616/-	1618	6,91,649/-	3006	6,57,265/-
e-books	N-List 97000	5000/-	N-List 97000	5000/-	N-List 97000	5000/-
Journals	155	85,419/-	178	72,878/-	178	72,878/-
e-journals	N-List 6000	5000/-	N-List 6000	5000/-	N-List 6000	5000/-
Digital database	N-List	5000/-	N-List	5000/-	N-List	5000/-
CDs & Videos	17	2964	97	11,282/-	114	14,246/-
Others (specify)	-	-	-	-	-	-

4.4	Technology up-gradation (overall):
-----	------------------------------------

	Total Computers	Computer Labs.	Internet	Browsing Centres	Computer Centres	Office	Departments	Others
Existing	288	9	3	6	-	33	240	15
Added	45	0	0	0	-	0	43	2
Total	333	9	3	6	-	33	283	17

4.5	Computer, Internet access, training to teachers and students and any other programme for technology up-gradation (Networking, e-Governance, etc.)
-----	---

Nil

4.6	Amount spent on maintenance in Rs. (Lakhs):
-----	---

(i)	ICT	1,09,569/-
(ii)	Campus Infrastructure and facilities	13,56,274/-
(iii)	Equipments	87,767/-
(iv)	Others	Nil
Total:		15,53,610/-

Criterion – V: Student Support and Progression

5.1 Contribution of IQAC in enhancing awareness about Student Support Services

- The IQAC in conjunction with the college office discussed the enhancement of student support services, including smoother admission processes, library facilities, examination procedures, canteen facilities, etc.
- These discussions have led to:
 - Refinement of admission procedures (on-line).
 - Students' data storage (for easy retrieval).
 - Upgradation of library facilities in terms of accessibility for physically and visually impaired students (ramp and Braille books).
 - The Examination Section has been streamlined so that students have no difficulty in putting in various applications and accessing results.

5.2 Efforts made by the institution for tracking the progression

Progression is tracked department-wise for postgraduate departments.

5.3 (a) Total Number of students

UG	PG	Ph.D.	Others
2620	1110	33	-

(b) Number of students from outside States

-

(c) Number of International students

16

	Number	%		Number	%
Men	2051	55	Women	1679	45

Last year (2011-12)						This year (2012-13)					
General	SC	ST	OB C	Physically Challenged	Total	General	SC	ST	OBC	Physically Challenged	Total
2039	46 5	5 8	504	-	3066	2077	470	135	522	-	3204

Demand ratio 1:1

Dropout % 0

5.4 Details of student support mechanism for coaching for competitive examinations (If any)

These activities were not conducted in this academic year.

Number of student beneficiaries: *Not applicable*

5.5 Number of students who qualified in these examinations:

NET SET / SLET GATE CAT
IAS / IPS etc. State PSC UPSC Others

5.6 Details of student counselling and career guidance

Every year the Psychology department does testing for career guidance. Students visit the departments along with their parents. The activities that are carried out are as follows. 1. Counselling 2. Psychological testing 3. Career guidance 4. Counselling after testing for students aptitude 5. Problem solving guidance.

Number of students benefitted:	13
--------------------------------	----

5.7 Details of campus placement

<i>On campus</i>			<i>Off campus</i>
Number of organizations visited	Number of students participated	Number of students placed	Number of students placed
20	More than 100	46	Nil

5.8 Details of gender sensitization programs:

Gender sensitization programs, especially for lady students is conducted through:

- *Vidyarthini Manch* (which conducted 3 programs)
- *Nirbhaya* (which conducted 4 programs regarding prevention of sexual harassment on campus)
- A special program (*Jagar Janivache*) was conducted in which lady students' responses to their experience on campus with respect to equity and gender bias was obtained.

5.9. Students Activities

5.9.1 Number of students participated in Sports, Games and other events:

State / University Level National Level International Level

Number of students participated in cultural events:

State / University Level National Level International Level

5.9.2 Number of medals / awards won by students in Sports, Games and other events:

Sports:

State / University Level National Level International Level

Cultural:

State / University Level National Level International Level

5.10 Scholarships and Financial Support:		
	Number of Students	Amount (Rs.)
Financial support from institution	30	66,320/-
Financial support from government	410	21,47,674/-
Financial support from other sources	74	29,843/-
Number of students who received International / National recognitions	NIL	NIL

5.11 Student organized / initiatives:

Fairs:

State / University Level National Level International Level

Exhibitions:

State / University Level National Level International Level

5.12 Number of social initiatives undertaken by the students:

5.13 Major grievances of students (if any) redressed:

No major grievances were received from students. Minor ones regarding library facilities were redressed by the Grievance Redressal Committee.

Criterion – VI: Governance, Leadership and Management

6.1	State the Vision and Mission of the institution
-----	---

Our mission as an educational institution is to impart higher education for the development of academic excellence, character and personality of students; with a broader perspective of social, national, environmental and global commitment.

The objectives outlined are:

- To equip students with the necessary skills to compete in a technologically advanced global scenario.
- To provide an academic environment that reinforces appropriate social and cultural values.
- To provide research facilities which would promote the exploration in core areas related to traditional and contemporary fields of study.
- To provide value addition through co-curricular and extra-curricular activities.
- To enhance character development leading to national and global perspectives.
- To make education accessible to all sections of society.
- To sensitize students regarding environmental issues.

6.2	Does the Institution have a management Information System : YES
-----	--

6.3	Quality improvement strategies adopted by the institution for each of the following:
-----	--

6.3.1	Curriculum development:
-------	-------------------------

Improvement strategies are centred on the involvement of teachers in curriculum development. Teachers from both Faculties are involved in curriculum design and development at the University level. These teachers play a crucial role in adapting the curriculum to contemporary needs.

Some courses run by the college are exclusive. For example, M.Sc. Biodiversity and B.Sc. Industrial Microbiology are available only at our college. Hence, these courses are refined solely by our teachers.

6.3.2	Teaching and Learning:
-------	------------------------

Quality improvement in teaching and learning is two-fold:

- Students, especially at the PG level are encouraged through the Credit System to 'learn', through a close teacher-student engagement in class. Students have shown better skill acquisition through these direct interactions. Methods such as interactive sessions with outside experts through several programs (soft-skill development, elocutions and debates

and interactions with scientists and academicians through different forums conducted by the college) have been used regularly to broaden the subject perspective outside the common curriculum or prescribed syllabus.

- Teachers are encouraged and do use latest text and research material for their classroom work. The college positively contributes to obtaining the latest text material through the central library. All postgraduate centres are motivated to use research articles and incorporate them in their teaching-learning process. Teachers are also encouraged to train students through research to improve their hands-on experience. For this, teachers who have their own research projects take the help of students for some experimental work, which allows students to experience research methodology.

6.3.3	Examination and Evaluation
-------	----------------------------

Quality improvement in Examination and Evaluation is restricted, mostly because of the regulations of the University. However, teachers are free to assess students in their own innovative manner through extra tests, quizzes, group discussions, etc. at the departmental level. Several departments conduct these exercises either routinely or through their student association activities.

6.3.4	Research and Development
-------	--------------------------

- Over the years, research in the institution has become a parallel academic activity. The institution and its teachers have realized that resource generation and qualification improvement both can be achieved through obtaining research projects from different funding agencies. This ultimately reduces the burden on the college and the management to divert other developmental funding to research.
- The institution has seen a marked increase in research this year with significant publication output, in terms of both quality and quantity.
- Central instrumentation facilities and dedicated research laboratories have been planned to cater to researchers' needs in all disciplines of science especially. These should be functional by the next academic year.
- New Ph.D. research centres have been established this year.

6.3.5	Library, ICT and physical infrastructure / instrumentation
-------	--

- Quality improvement in these areas has been relatively less, except for ICT and instrumentation. The college is now practically on-line in all their critical procedures such as admissions and office records. The internet network is available at all nodal points in the college (Office, Departments and Library). Dedicated hardware and software is now available at all points.
- Library cataloguing and record keeping is all software based. Research literature is available on-line through the central library.
- Instrumentation has increased significantly, *vis-a-vis*, research and teaching equipment. Electronic teaching aids such as LCD projectors have been increased significantly.
- Physical infrastructure has not increased due to the dearth of space in the institution.

6.3.6	Human Resource Management
-------	---------------------------

- The process of hiring and developing employees to become more valuable to the college is our primary focus. The college does not hire without the essential credentials and qualifications, even when teachers are hired on clock-hour or consolidated pay basis. Prospective employees are critically interviewed for such posts also, in an effort to ensure that the teaching-learning process is not compromised in any way.
- Personnel needs are planned ahead of time through departmental query and student strength. Temporary employment is not actively promoted. This is done so that employees give their 100% to their jobs as they are assured of long-term employment with the college.
- Yearly appraisals for all teaching, administrative and other non-teaching staff are done. Benefits and salary increments are given depending on performance.
- Disputes are resolved centrally by a committee set up for the purpose. Representation for all personnel is facilitated through the Local Managing Committee, which meets as required.
- Communication to all personnel is achieved through the hierarchy of the college; Principal through the Vice Principals and Heads of Departments and Registrar to the staff (teaching and non-teaching).

6.3.7	Faculty and Staff recruitment
-------	-------------------------------

- Faculty and staff recruitment is done as per State Government and University of Pune Rules and Regulations. The Roster system is updated at each phase of recruitment. Proper advertisements are published for every post.
- As mentioned earlier, recruitment is planned for permanent rather than temporary employment. Only adequately qualified personnel are recruited.

6.3.8	Industry Interaction / Collaboration
-------	--------------------------------------

- Collaborations are facilitated through projects and the CPDAT.
- Interactions are facilitated more widely through Special Lectures, Memorial Lectures and alumni in industry, who help the institution with placement or counselling.

6.3.9	Admission of Students
-------	-----------------------

- There is no separate and special strategy for admission of students. This has not been necessary because the college has not increased / decreased its student intake capacity. However, some new programs have been started (MCA, MA Psychology, etc.). These programs have been started only after assessing the need.
- The process of admissions has been streamlined and made more student-friendly through on-line applications and one-point checking and fees

payment.

- Transparency in the admission procedure is maintained by regular notifications of number of seats filled and available, throughout the admission process.
- Student help centres are available at the time of admission, with teachers helping the students in the filling of Forms, etc.
- With special courses such as Biotechnology, Computer Science and Microbiology, counselling and help is available in the respective departments at all times.
- Besides all this, detailed information of the admission process is published and updated regularly on the college website.

6.4 Welfare schemes for

Teachers	*
Non teaching staff	*
Students	✓**

*. Teachers and non-teaching staff have the option of loans from the Maharashtra Education Society's Credit Society, which has been constituted for the purpose.

**. Students' welfare schemes include the GOI Scholarships and Freeships, and endowment prizes.

6.5 Total corpus fund generated

Not applicable

6.6 Whether annual financial audit has been done

Yes



No

6.7 Whether Academic and Administrative Audits (AAA) have been done?

Audit Type	External		Internal	
	Yes	No	Yes	No
Academic	✓			
Administrative	✓		✓	

6.8 Does the University declare results within 30 days?

For UG Programs

Yes

No



For PG Programs

Yes

No



6.9	What efforts are made by the University / Autonomous College for Examination Reforms?
-----	---

Not applicable

6.10	What efforts are made by the University to promote autonomy in the affiliated / constituent colleges?
------	---

Not applicable

6.11	Activities and support from the Alumni Association.
------	---

The Alumni activities are supported and conducted at the Departmental level. The department of Journalism conducted alumni activities during this academic year.

6.12	Activities and support from the Parent – Teacher Association.
------	---

Parent-Teacher meetings / activities are supported and conducted at the Departmental level.
The following departments conducted Parent-Teacher meetings during this academic year:

- English
- Hindi
- Psychology
- Marathi
- Zoology
- Electronic Science

6.13	Development programs for support staff: Nil
------	---

6.14	Initiatives taken by the institution to make the campus eco-friendly
------	--

Eco-friendly measures include:

- Green campus
- 'Clean' generators for power back-up
- Vermicomposting of hostel waste

Criterion – VII: Innovations and Best Practices

7.1	Innovations introduced during this academic year which have created a positive impact on the functioning of the institution. Give details.
-----	--

Nil

7.2	Action Taken Report (ATR) based on the plan of action decided upon at the beginning of the year.
-----	--

- Intranet facilities
- Competence Development of Teachers
- Smart room facility
- Alumni Association
- Private-Public Partnership
- Development of teaching modules

Intranet facilities are in place. Connectivity is to be established.
Workshop on competency development (Research) has been conducted.
Private-Public Partnership: DBT Project Proposal has been submitted.

7.3	Two Best Practices of the institution: <i>Annexure 3</i>
-----	---

- **National Conferences organized by Department of History consistently on the same topic 'Makers of Modern India'.**
- **Publication of the in-house College Research Journal (*R'Search@AGC*)**

7.4	Contribution to environmental awareness / protection
-----	--

- S.Y. B.A. / B.Sc. Students have a compulsory (Graded) course in Environmental Awareness.
- Vermicompositing is used as a method for treatment of food waste for the Hostel eateries.

7.5	Whether environmental audit was conducted?	Yes	No <input checked="" type="checkbox"/>
-----	--	-----	--

7.6	Any other relevant information the institution wishes to add (for example SWOC analysis)
-----	--

SWOC of the College:

Strengths:

- Wide variety of courses through UG and PG.
- Research Centres and researchers with large number of research projects.
- State-of-the art of research laboratories in Physical, Chemical and Biological sciences.

Weakness:

- No space for physical expansion

Opportunities:

- Design and operate interdisciplinary and on-line courses.

Challenges:

- Improvement of the Arts Faculty teaching-learning processes.

8. Plans of institution for next year

- The primary focus for the next academic year (2013-14) would be the preparations for the upcoming 3rd Cycle of NAAC Reaccreditation of the College.
- Continuation of Best Practices.



Dr. B. D. Bhole
Coordinator, IQAC



Dr. Shrikant G. Gupta
Chairperson, IQAC

ANNEXURE 1: ACADEMIC CALENDAR (2012-13)

Month	Activity
April 2012	Advertisement for posts of Lecturers
May 2012	Advertisement for B.Sc. & M.Sc. Admissions (Newspapers & College Website)
June 2012	Publication and distribution of Timetables (2012-13) Admissions for FYBSc Results of BSc Compilation of Students Results for reporting to MES Commencement of BSc classes Release of R'Search@AGC 2011-12 Meeting of the IQAC Admissions for MSc
July 2012	Submission of proposals to BCUD Commencement of BSc classes Commencement of MSc classes IQAC Workshop for Department Heads
August 2012	Completion of FYBSc admissions University Paper setting
September 2012	Internal Examination for BSc Soft-skills program for new teachers Academic Awards Computer Entry of UG Internal Marks Meeting of the IQAC Computer Entry of PG Internal Marks
October 2012	Internal Examinations for MSc University Examinations BSc
Oct.-Nov. 2012	Diwali Vacation
November 2012	Commencement of 2 nd Term BSc MSc Practical Examination
January 2013	Commencement of MSc Sem II / IV AGAM Kala Mandal Annual Program Meeting of the IQAC Seminars & Workshops (BCUD Sponsored)
February 2013	Seminars & Workshops (BCUD Sponsored) Sports Day Internal Examination for BSc Submission of Expenses for the Departments Internal Examinations for MSc Practical Examination for BSc University Examination for BSc
March 2013	Practical Exams B.Sc. IQAC Meeting
April 2013	End of academic year
May 2013	University Examination for MSc

Activities of the Depts. / Departmental Associations: (as an when planned during the academic year)

- | | |
|---|---|
| <ul style="list-style-type: none"> • ELMASSO (Electronic Science) • PHYL79 (Physics) • SNMO (Microbiology Aug 24) • MICROFEST (Microbiology) • BIOTECHFEST (Biotechnology) • Patanjali (Marathi, Psychology) • Chemistry Students Asscn. | <ul style="list-style-type: none"> • Dr. M. J. Pujari Lecture & Project Competitions (Chemistry & Computer Science) • Parent-Teacher Meetings • Alumni Meetings • Granthutsav (Library) |
|---|---|

ANNEXURE 2: FEEDBACK ANALYSIS (2012-13)

Report of analysis of feedback of students about teachers for the year 2012-2013

The feedback of students about their teachers was taken for the year 2012-2013 from the students of T.Y.B.Sc. of following 7 subjects : Botany, Chemistry, Electronics , Mathematics, Physics, Statistics and Zoology.

Total number of teachers : 40

Total number of forms : 1036

The statistical analysis was carried out for each question, for each factor and total for every teacher. The results are:


Grade	Score	No. of teachers	% of teachers
Excellent	90-100	33	82.50
Good	70-89.99	06	15.00
Average	50-69.99	01	2.50
Total		40	100

Average Score = 93.12 Grade : Excellent

Highest Score : 99.17

Teacher : Dr. A.B.Shinde (Physics)


3/2/14/2013
Head
Dept. of Statistics
Abasaheb Garware College
Pune-4.



PRINCIPAL
Abasaheb Garware College
Pune-4

entered
25/7/14

Summary of Total Scores 2012-20123

Sr. No.	Name of the Teacher	Department	No.of Forms	Average	Grade
1	Dr. Sharayu Sathe	Botany	12	94.33	Excellent
2	Prof. N.A.Ghayal	Botany	11	94.82	Excellent
3	Prof. A.G.Gavit	Botany	12	96.67	Excellent
4	Dr. A.M.Patole	Botany	12	92.92	Excellent
5	Prof. G.T.Jadhav	Botany	12	95.00	Excellent
6	Dr. Rajiv Chikate	Chemistry	44	93.36	Excellent
7	Dr. Mrs. Datar	Chemistry	46	91.28	Excellent
8	Prof. Shintre	Chemistry	34	90.44	Excellent
9	Prof. Dhakane	Chemistry	34	93.94	Excellent
10	Dr. Mrs. Biware	Chemistry	45	92.84	Excellent
11	Dr. Sonawane	Chemistry	44	90.34	Excellent
12	Dr. P.B. Buchade	Electronics	15	85.20	Good
13	Prof. Dhanavale	Electronics	15	88.73	Good
14	Prof. J.P. Gadre	Electronics	15	75.33	Good
15	Dr. R.S.Rujaskar	Electronics	15	85.20	Good
16	Prof. Anil Khairnar	Mathematics	28	96.46	Excellent
17	Prof. Masalkar	Mathematics	28	96.29	Excellent
18	Prof. Lata Kamble	Mathematics	28	97.32	Excellent
19	Prof. Anita Watekar	Mathematics	28	97.29	Excellent
20	Dr.A.B.Shinde	Physics	29	99.17	Excellent
21	Prof. Rupesh Patil	Physics	25	98.88	Excellent
22	Dr. Kamble	Physics	42	95.55	Excellent
23	Prof.Dhage	Physics	38	94.03	Excellent
24	Prof. B.Patil	Physics	37	97.84	Excellent
25	Dr. S. M. Rathod	Physics	38	96.68	Excellent
26	Prof. Dusane	Physics	38	97.97	Excellent


Head
 Dept. of Statistics
 Abasaheb Garware College,
 Pune-4.


PRINCIPAL
 Abasaheb Garware College,
 Pune-4.

Sr. No.	Name of the Teacher	Department	No. of Forms	Average	Grade
27	Prof. Mangesh Kute	Physics	42	97.00	Excellent
28	Dr. Gaikwad	Physics	40	94.18	Excellent
29	Dr. J. Pant	Physics	40	98.83	Excellent
30	Dr. S. Bhagwat	Physics	39	96.79	Excellent
31	Prof. A.R. Darekar	Statistics	09	92.22	Excellent
32	Prof. S.A. Ranade	Statistics	09	95.11	Excellent
33	Prof. V.R. Pawgi	Statistics	09	91.89	Excellent
34	Prof. S.S. Kurade	Statistics	09	86.11	Good
35	Dr. S.N. Suryavanshi	Zoology	20	87.20	Good
36	Prof. N.S. Pimple	Zoology	18	92.78	Excellent
37	Dr. K.S. Pardeshi	Zoology	19	69.63	Good
38	Prof. Hawal	Zoology	19	98.42	Excellent
39	Prof. Katdare	Zoology	19	98.42	Excellent
40	Dr. A.D. Padhye	Zoology	19	98.47	Excellent

Average Score = 93.12 Grade : Excellent

3/2/2023
Head

**Dept. of Statistics
Abasaheb Garware College
Pune-4.**

[Signature]
PRINCIPAL
Abasaheb Garware College

ANNEXURE 3: BEST PRACTICES

1: National Conferences organized by Department of History consistently on the same topic 'Makers of Modern India'

Goal:	To bring forth the societal roles that great Indian leaders and philosophers have played in shaping modern India.
The Context:	Many great leaders have contributed through their efforts and sacrifices to the development of modern India. History is taught at different levels, through which the great episodes and stories are told of these great leaders. However, some facets of life and work of these leaders as also the contributions of some are at times neglected by posterity. In an effort to fill such gaps, a plethora of researchers and authors in the subject was brought together through a two conferences organized by the department.
The Practice:	<p>The Department of History took the initiative of organizing conferences to highlight the contributions of men and women who made great contributions in the creation of modern India. The thematic concept of 'Makers of Modern India' was born through this thought. The Department decided that a series of such conferences would be conducted to relate to as many great Indian personalities as possible.</p> <p>The first Conference entitled 'Makers of Modern India' was organized on 22 & 23 February, 2013, the 150th birth anniversary year of Swami Vivekananda. Along with Swami Vivekananda the conference attempted to highlight those persons whose contribution has been neglected by history such as Pandit Madan Mohan Malviya. The Conference through its subthemes also successfully invited papers from delegates on the contributions made by individuals in a variety of areas like politics, economy, social reform, education, history, science and technology, etc.</p> <p>The second Conference was organized on 18 & 19 October, 2013. This conference aimed at bringing to light research on individual contributions, at the regional and local level, to the process of modernization and progress.</p> <p>The conferences consisted of sessions by invited experts and paper reading for delegates. This was done particularly encourage and provide a platform to teachers and research students who carry out research. Students of undergraduate and post graduate</p>

**Evidence of
Success:**

levels from this college as well as other colleges also read papers at the conference.

The conferences received an excellent response from teachers and research students from all over the country. More than 50 papers were read at each of the conferences. Students of undergraduate and post graduate levels from this college as well as other colleges also read papers at the conference. The success of the first conference encouraged the History Department to organize a second conference. Though titled the same, the proposed deliberations were funded by the funding agencies without query. The proceedings of the conference motivated teachers and students alike.

**Problems
Encountered
and Resources
required:**

It was felt by the organizers that the conference could have been better if more invited lectures from renowned researchers from across the country could have been invited. However, this was not possible as expenses of travel and hospitality were not adequate. Hence the number of invited lectures had to be limited.

2. Publication of the in-house College Research Journal (*R'Search@AGC*)

Goal:	This practice has been initiated to promote research activities of the College by compiling all the research activities of the college in a single publication. This activity is a one of the major objectives and activities of the Research Committee of the college. The compilation of all research activities: research publications of teachers and students, ongoing research projects, conferences / workshops / seminars organized, consultancy and developmental activities of research centres of the college.
The Context:	The Research Committee of the college has been constituted to work in conjunction with the IQAC. The Committee is responsible for planning, conducting, reporting and reviewing all the research activities of the college. It facilitates the preparation and sending of research proposals to various funding agencies. It also monitors different research activities such as conferences, symposia and workshops organized by different departments in college. The committee publishes the research magazine <i>R'Search@AGC</i> every year.
The Practice:	<i>R'Search@AGC</i> is published every year. It is a compilation of abstracts of research papers presented or published by the staff members of the college. It includes compilation of different research activities carried out in the college. All research activities in terms of research proposals or papers are scrutinized and compiled. It also provides information about departmental research activities, teachers recognized as Research Guides for M. Phil. and Ph. D. It also highlights achievements and awards of the teachers.
Evidence of Success:	The college has successfully published <i>R'Search@AGC</i> for two successive years now. On review, the Research Committee has suggested changes and additions. <i>R'Search@AGC</i> has proved to be instrumental in showcasing the research activities of the college to visitors and the University. It is expected to be useful in tracing the progression in research activities of the departments individually and the college as a whole.
Problems encountered:	Generally these are encountered in terms of time management and timely submission of abstracts for publication by individuals.
